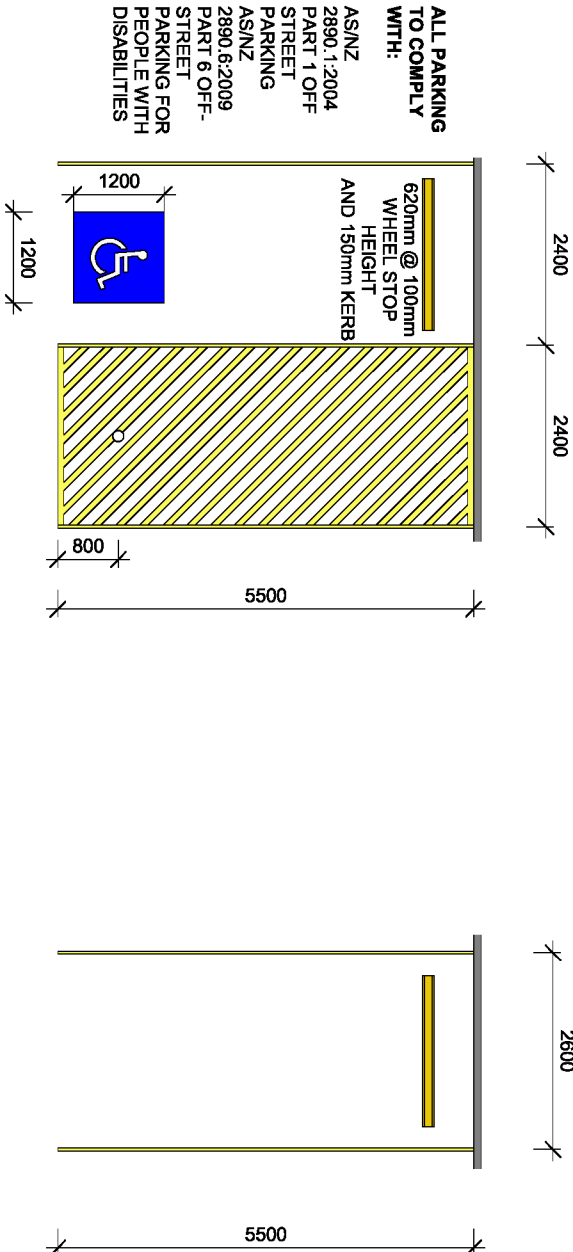
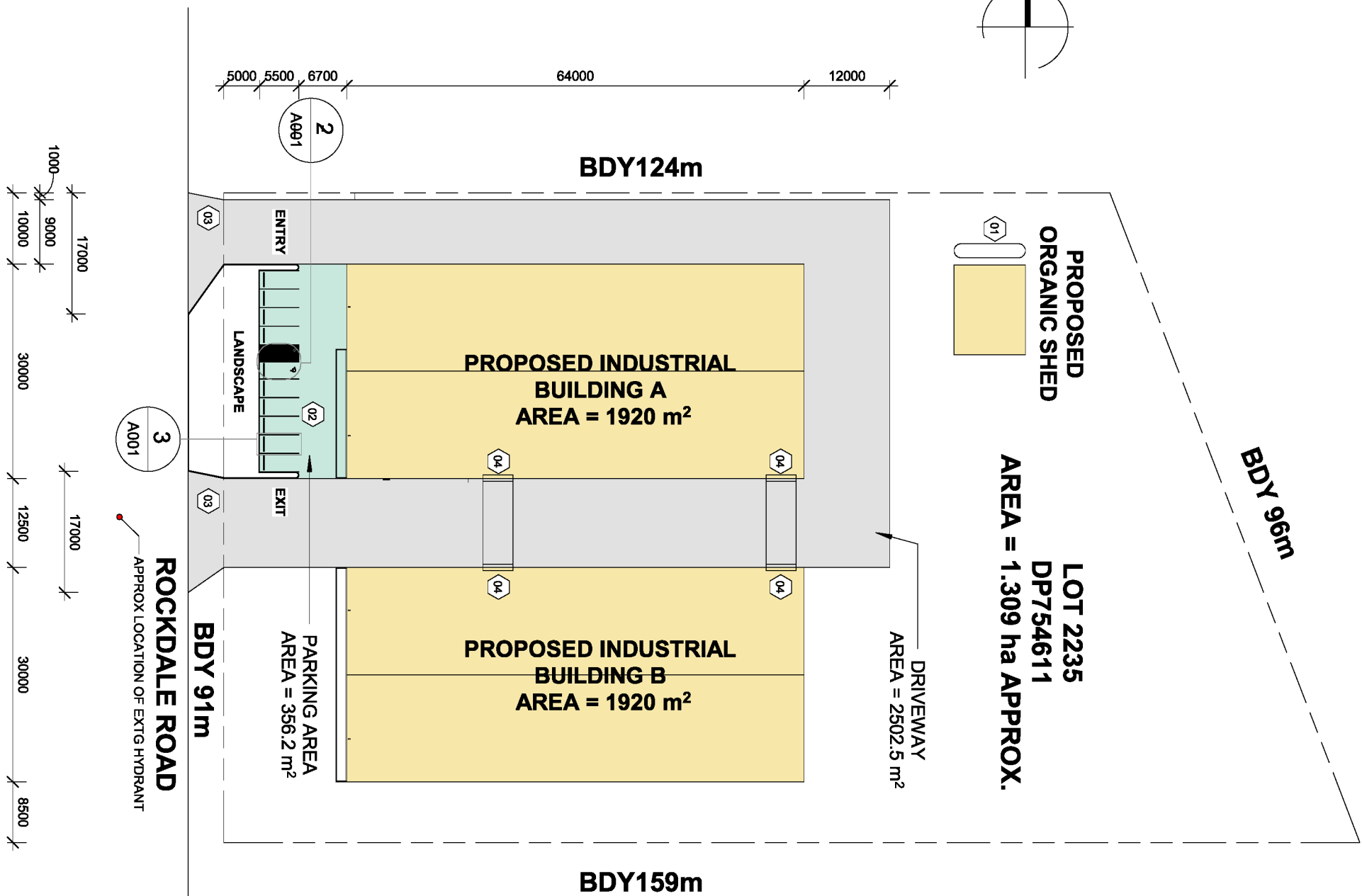
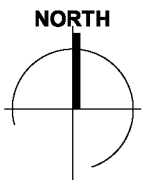


NOTES: (xx)

1. LPG GAS TANK. TBC.
2. PARKING AREA CALCULATED BASED ON MAXIMUM STAFF AND VISITORS.
3. DRIVEWAY SPLAY TO COUNCIL CROSSING REQUIREMENTS AND ENGINEERS DESIGN.
4. ROLLER DOOR LOCATION.



DISABLED PARKING DETAIL

1 : 100

PARKING DETAIL

1 : 100

BOUNDARY DIMENSIONS SHOWN ARE APPROXIMATE ONLY. REFER TO SURVEY FOR EXACT BOUNDARY DETAILS.

SITE PLAN

1 : 750



WARRICK MORLEY
DRAFTING SERVICES

A | Greenwood Birch NSW 2810

M | 0423 380 735

E | warrick@mrdrafting.com

PROPOSED DEVELOPMENT
LOT 2235, ROCKDALE ROAD, YOUNG, NSW

DA SUBMISSION

SCALE	AS	REVISION	DESCRIPTION
DATE	Indicated	1	PRELIMINARY ISSUE
DRAWN	CM	2	REVISED ELEVATION
DESIGNED	WM	3	HYDRANT PLAN

DATE
09/12/2024
14/01/2025
30/04/2025

PROJECT No.
W24035
SHEET
A001